

'How to'


Using the Knox App for sport

Step 1: Download the App from the App Store or place 'Knox Grammar App' into your web browser.

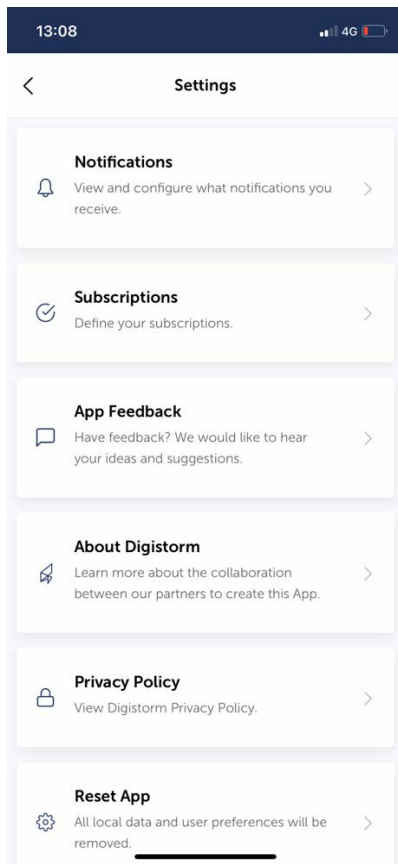
Step 2: Select your '*subscriptions*'

Subscriptions are the items/sports you wish to receive notifications for.

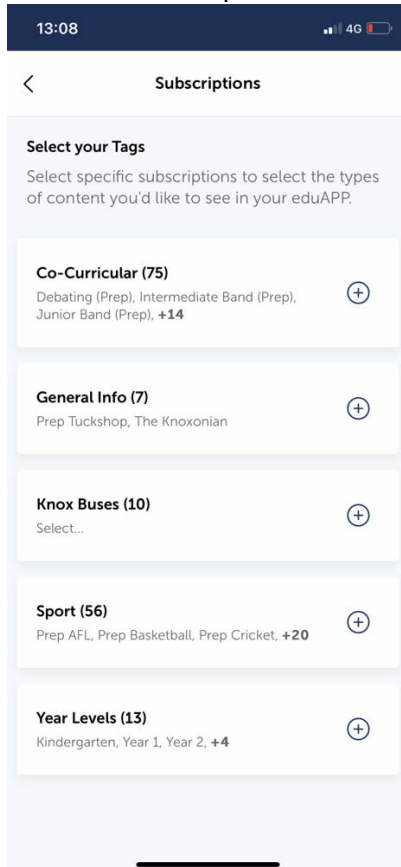
From the home page, click on '*settings*'.



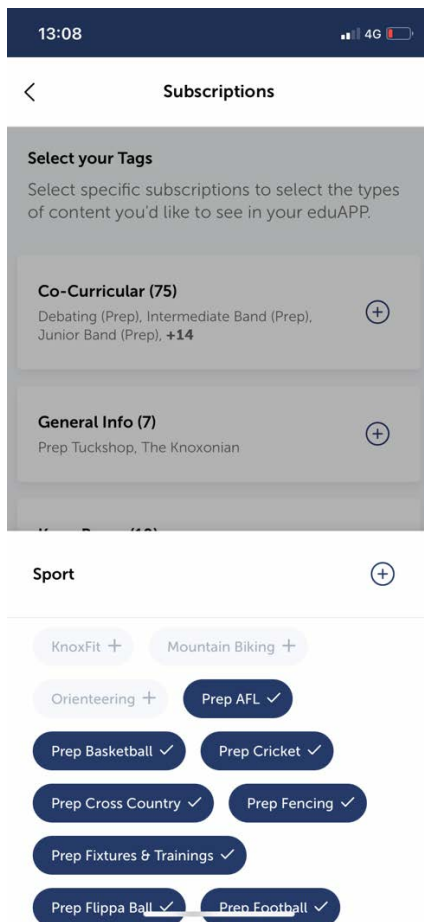
Once in settings, click on '*subscriptions*'.



When in 'subscriptions' select '*sport*'.



Then choose the items you need.



NB. Be sure to have 'Prep' before any of your subscriptions, otherwise you will receive Senior School information.


Essential subscription:

'Prep Fixtures and Trainings'

'Prep House Carnivals'

Your son's sports

Finally, head back to the home page (below)



Choose sport, then you can view all notifications for the sports you have chosen.

13:08

4G



Sport



Prep AFL

1



Prep Basketball



Prep Cricket



Prep Cross Country



Prep Fencing



Prep Fixtures & Trainings



Prep Flippa Ball



Prep Football



Prep Futsal



Prep Golf

